



Quickie Q7 Adjustable

EIR4, Effective June 2011

ACCOUNT #: _____ SHIP TO: _____

DATE: _____ NAME: _____

P.O. #: _____ ADDRESS: _____

BUYER: _____ CITY/ STATE: _____

MARKED FOR: _____ ZIP CODE: _____ PHONE NUMBER: _____

The HCPCS codes provided are based on code verification by the PDAC or our interpretation of the code definitions.
 Proper use of HCPCS codes does not ensure coverage or payment. For coverage information, verify the appropriate payor's coverage policy.

BASE MODEL

265 lb. weight capacity. Power assist not available on the Q7
 186WM60 K0005 Quickie Q7 - Adjustable \$2,425.00

Performance Package (No substitutions, discount given on separate line)

<input type="checkbox"/> 186QD01	Single Sided Fork	\$125.00
	Ultra Lightweight Wheel	\$250.00
	Schwalbe Marathon Plus Evolution	\$125.00
	Compact Wheel Lock	\$125.00
	Retail Value	\$625.00
	Package Price	\$535.00

Ultra Lite Package (No substitutions, discount given on separate line)

<input type="checkbox"/> 186QD02	Ultra Lite Seat Sling	\$100.00
	Ultra Lightweight Wheel	\$250.00
	Schwalbe Speed Run Tire	\$125.00
	Compact Wheel Lock	\$125.00
	Retail Value	\$600.00
	Package Price	\$510.00

FRAME SET UP

FRAME ANGLE

See FIGURE 1. Measure from front frame to floor.

<input type="checkbox"/> 186FA1	75°	NC
<input type="checkbox"/> 186FA8	80°	NC
<input type="checkbox"/> 186FA2	85°	NC

FRAME INSET PER SIDE

See FIGURE 2. Frame Inset is the distance from the outside of the seat tube to the outside of the footrest.

<input type="checkbox"/> 186FF1	0	NC
<input type="checkbox"/> 186FF2	1" (NA w/ 12" wide)	NC
<input type="checkbox"/> 186FF3	2" (NA with 12" & 13" wide)	NC

FRAME STYLE (FIGURE 3)

See FIGURE 3. Measurement for set up

<input type="checkbox"/> 186FS9	Standard	NC
<input type="checkbox"/> 186FS34	Classic	NC

FRAME - CASTER HOUSING POSITION

See FIGURE 4

<input type="checkbox"/> 186LH01	Setting 1 Suggested for 3" & 4" casters. For 2" Inset all casters use Setting 2	NC
<input type="checkbox"/> 186LH02	Setting 2 Suggested for 5" & 6" casters.	NC

FRAME - DIRECT MOUNT WHEEL LOCK (OPTIONAL)

No mounting clamp hardware. Only available with Compact Wheel Lock and 0 Camber
 Not available with mountain tires or rear suspension
 Traditional wheel locks available, see page 5. NA with rear suspension system.

<input type="checkbox"/> 186WH13	Direct Mount Wheel Lock	NC
----------------------------------	-------------------------	----

Figure 1

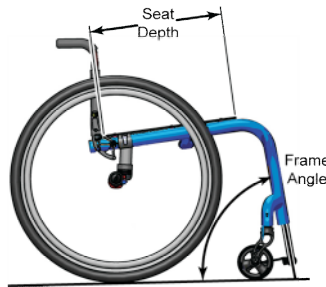


Figure 2

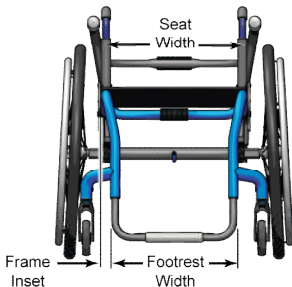


Figure 3

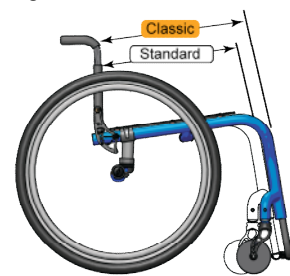
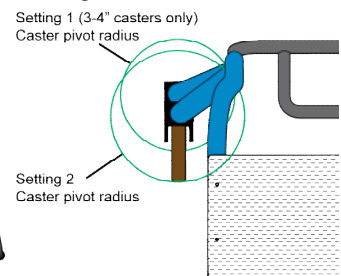


Figure 4



Standard Frame - Seat Sling to front frame bend angle is 1.5" shorter than the classic position.

Classic Frame - Traditional GT seat sling to front frame bend angle dimensions.

Front of back cane post to front edge of seat sling will remain the same for both Standard and Classic

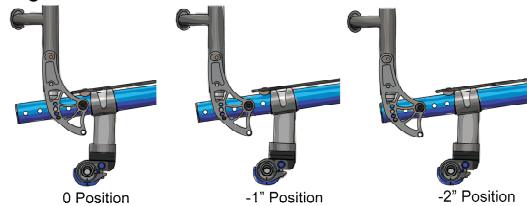
OPTIONAL DEPTH ADJUSTABLE BACKREST

See FIGURE 5.

Depth Adjust Backrest extends the frame rear of the seat sling, select a factory setting:

<input type="checkbox"/> 186DP02	0 Setting	\$165.00
	Backrest at standard position, field adjustable to -1" or -2"	
<input type="checkbox"/> 186DP03	-1" Setting	\$165.00
	Backrest -1" offset, field adjustable to flush or -2"	
<input type="checkbox"/> 186DP04	-2" Setting	\$165.00
	Backrest -2" offset, field adjustable to flush or -1"	

Figure 5



SEAT WIDTH			
See FIGURE 6 . Measure from outside of seat tube to the outside of opposite seat tube.			
<input type="checkbox"/>	186S3	12"	NC
<input type="checkbox"/>	186S4	13"	NC
<input type="checkbox"/>	186S5	14"	NC
<input type="checkbox"/>	186S6	15"	NC
<input type="checkbox"/>	186S7	16"	NC
<input type="checkbox"/>	186S8	17"	NC
<input type="checkbox"/>	186S9	18"	NC
<input type="checkbox"/>	186S10	19"	NC
<input type="checkbox"/>	186S48	E2201 20"	\$450.00

SEAT DEPTH			
See FIGURE 7 . Measure from front of back post to front edge of seat sling. Seat sling is 1" shorter than depth ordered, but actual seat depth will remain the same as ordered.			
<input type="checkbox"/>	186SD5	12"	NC
<input type="checkbox"/>	186SD6	13"	NC
<input type="checkbox"/>	186SD7	14"	NC
<input type="checkbox"/>	186SD8	15"	NC
<input type="checkbox"/>	186SD9	16"	NC
<input type="checkbox"/>	186SD10	17"	NC
<input type="checkbox"/>	186SD11	18"	NC
<input type="checkbox"/>	186SD12	19"	NC
<input type="checkbox"/>	186SD13	E2203 20"	\$475.00

Figure 6

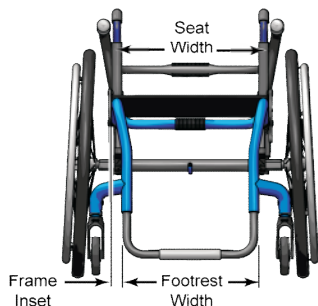
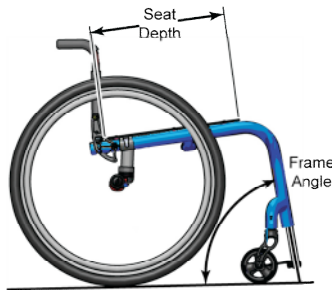


Figure 7



SEATING SYSTEMS			
<input type="checkbox"/>	186OP01	Standard Seat Sling	NC
<input type="checkbox"/>	186OP02	Ultra Seat Sling	\$100.00
<i>Available 14" to 18" Width and Depth. Ultra Seat Sling will be ~1/4" less than requested seat height value.</i>			
<input type="checkbox"/>	186OP04	Omit Seat Sling	NC

CUSHION - OPTIONAL			
<i>To order any of the following JAY cushions on-chair, please see the Jay Price List</i>			
<input type="checkbox"/>	186JC01	Jay Basic (E2601 or E2602)	Price List
<input type="checkbox"/>	186JC02	Jay Easy (E2607 or E2608)	Price List
<input type="checkbox"/>	186JC03	Jay Soft Combi P (E2605 or E2608)	Price List
<input type="checkbox"/>	186JC06	Jay Lite (E2603 or E2607)	Price List
<input type="checkbox"/>	186JC04	Jay J2 (K0734 or K0735)	Price List
<input type="checkbox"/>	186JC05	Jay J2 Deep Contour (K0734 or K0735)	Price List
<input type="checkbox"/>	186JC07	Jay J3 (K0734/5 or K0736/7)	Price List
<input type="checkbox"/>	186CU1	2" Foam Cushion (K0669)	\$95.00

CASTERS - FRONT SEAT HEIGHT			
See FIGURE 8 . Measure from the front of the seat rail to the floor.			
<input type="checkbox"/>	186SH14	16"	NC
<input type="checkbox"/>	186SH15	16.5"	NC
<input type="checkbox"/>	186SH16	17"	NC
<input type="checkbox"/>	186SH17	17.5"	NC
<input type="checkbox"/>	186SH18	18"	NC
<input type="checkbox"/>	186SH20	18.5"	NC
<input type="checkbox"/>	186SH21	19"	NC
<input type="checkbox"/>	186SH23	19.5"	NC
<input type="checkbox"/>	186SH24	20"	NC
<input type="checkbox"/>	186SH26	20.5"	NC
<input type="checkbox"/>	186SH27	21"	NC

Figure 8



CASTERS			
<input type="checkbox"/>	186CW1	3" Micro	NC
<input type="checkbox"/>	186CW3	4" Low Profile Polyurethane	NC
<input type="checkbox"/>	186CW31	4" Micro Lighted	\$70.00
<input type="checkbox"/>	186CW72	4" x 1" Aluminum Poly	\$80.00
<input type="checkbox"/>	186CW44	4" x 1.25 Semi Pneumatic	\$55.00
<input type="checkbox"/>	186CW64	4"x 1.5" Aluminum Soft Roll	\$135.00
<input type="checkbox"/>	186CW5	5" Low Profile Polyurethane	NC
<input type="checkbox"/>	186CW51	5" Micro Lighted	\$85.00
<input type="checkbox"/>	186CW6	5" Soft Roll (Grey) -NA w/Frog Legs	\$85.00
<input type="checkbox"/>	186CW65	5" x 1" Aluminum Poly	\$100.00
<input type="checkbox"/>	186CW7	5"x 1.5" Semi Pneumatic	\$85.00
<input type="checkbox"/>	186CW66	5"x1.5" Aluminum Soft Roll	\$145.00
<input type="checkbox"/>	186CW34	6" Poly	NC
<input type="checkbox"/>	186CW33	E2214 6" Pneumatic	\$75.00
E2215			
<input type="checkbox"/>	186CW35	6"x 1.5" Semi Pneumatic	\$85.00
<input type="checkbox"/>	186CW68	6"x1.5" Aluminum Soft Roll	\$160.00

CASTER FORKS & FORK SUSPENSION			
<input type="checkbox"/>	186CF65	Multiple Position	NC
<input type="checkbox"/>	186CF69	Multiple Position Single Sided Fork	\$125.00
<input type="checkbox"/>	186CF53	E1015 Frog Legs 0 weight to 100 lbs.	\$395.00
<input type="checkbox"/>	186CF54	E1015 Frog Legs 101 lbs. weight to 190 lbs.	\$395.00
<input type="checkbox"/>	186CF55	E1015 Frog Legs 191 lbs. weight to 265 lbs.	\$395.00

FOOTREST			
<input type="checkbox"/>	186F229	Aluminum Tubular	NC
<input type="checkbox"/>	186F274	Aluminum Tubular w/ Snap On Cover	\$30.00
<input type="checkbox"/>	186F276	K0040 Angle Adjustable Flip Back	\$185.00
<input type="checkbox"/>	186F51	K0040 Platform Footrest	\$95.00
<input type="checkbox"/>	186F111	K0040 Ultra Lite Platform Footrest	\$115.00
<i>NA w/ 14" wide and 2" inset</i>			

ADAPTIVE PLATFORM SPACER			
<i>Only available with Platform Footrest. NA with Ultra Lite Platform.</i>			
<input type="checkbox"/>	186AD1	Adaptive Platform 2" Spacer	\$95.00
<input type="checkbox"/>	186AD2	Adaptive Platform 4" Spacer	\$95.00
<input type="checkbox"/>	186AD3	Adaptive Platform 6" Spacer	\$95.00

FOOTREST OPTIONS			
<input type="checkbox"/>	186DI03	K0038 Leg Strap	\$35.00
<input type="checkbox"/>	186DI04	K0038 Extra Leg Strap	\$35.00
<input type="checkbox"/>	186DI05	Gel Hanger Cover	\$105.00
<input type="checkbox"/>	186DI07	Neoprene Impact Guards	\$85.00
<input type="checkbox"/>	186DI02	Wear Pads	\$50.00
<input type="checkbox"/>	186DI06	Position Plates (NA for Tubular Footrest)	\$50.00

BACKREST			
BACK TYPE			
<input type="checkbox"/>	186BT96	Folding Angle Adj. w/Double Lock Down	NC
<input type="checkbox"/>	186BT3	Non-Folding Angle Adjustable	NC

CHOOSE FROM OPTION 1 OR 2

1. ALUMINUM HEIGHT ADJUSTABLE BACKREST			
<input type="checkbox"/>	186B110	10" - 14" Back Height	NC
	Setting	<input type="checkbox"/> 10" <input type="checkbox"/> 11" <input type="checkbox"/> 12" <input type="checkbox"/> 13" <input type="checkbox"/> 14"	
<input type="checkbox"/>	186B127	12" - 16" Back Height	NC
	Setting	<input type="checkbox"/> 12" <input type="checkbox"/> 13" <input type="checkbox"/> 14" <input type="checkbox"/> 15" <input type="checkbox"/> 16"	
<input type="checkbox"/>	186B111	14" - 18" Back Height	NC
	Setting	<input type="checkbox"/> 14" <input type="checkbox"/> 15" <input type="checkbox"/> 16" <input type="checkbox"/> 17" <input type="checkbox"/> 18"	
<input type="checkbox"/>	186B137	16" - 20" Back Height	NC
	Setting	<input type="checkbox"/> 16" <input type="checkbox"/> 17" <input type="checkbox"/> 18" <input type="checkbox"/> 19" <input type="checkbox"/> 20"	

2. ULTRA LIGHTWEIGHT ALUMINUM FIXED BACKREST			
8", 9", or 10" only available Omit Push Handles			
17", 18", or 19" only available with Fold Down Push Handles			
<input type="checkbox"/>	186BB21	8" Back Height	\$75.00
<input type="checkbox"/>	186BB20	9" Back Height	\$75.00
<input type="checkbox"/>	186BB13	10" Back Height	\$75.00
<input type="checkbox"/>	186BB14	11" Back Height	\$75.00
<input type="checkbox"/>	186BB15	12" Back Height	\$75.00
<input type="checkbox"/>	186BB16	13" Back Height	\$75.00
<input type="checkbox"/>	186BB17	14" Back Height	\$75.00
<input type="checkbox"/>	186BB18	15" Back Height	\$75.00
<input type="checkbox"/>	186BB19	16" Back Height	\$75.00
<input type="checkbox"/>	186BB10	17" Back Height	\$75.00
<input type="checkbox"/>	186BB11	18" Back Height	\$75.00
<input type="checkbox"/>	186BB12	19" Back Height	\$75.00

BACKREST - QUICKIE TOWEL BAR			
<input type="checkbox"/>	186QT01	Standard Style - 4" Offset	NC
<input type="checkbox"/>	186QT02	Low Profile - 2" Offset	\$50.00
<i>2" Limited w/Solid Backs, Not suggested with 19" & 20" wide</i>			

BACKREST HANDLES			
<input type="checkbox"/>	186PH6	Integral Push Handles	NC
<input type="checkbox"/>	186PH5	Fold Down Push Handles	\$100.00
<i>NA with 10"-14" Adjust. Height & 8"-10" Fixed Height</i>			
<i>NA with Standard Upholstery</i>			
<input type="checkbox"/>	186PH2	Omit Push Handles	NC

BACK UPHOLSTERY & TENSION BACKREST CUSHION			
<input type="checkbox"/>	186BU1	Standard Upholstery	NC
<input type="checkbox"/>	186BU70	E2611 Backrest Tension Adj Ballistic Nylon	\$315.00
<input type="checkbox"/>	186BU71	E2611 Backrest Tension Adj 3DX Vented	\$330.00
<input type="checkbox"/>	186BU14	Omit Back Upholstery	-\$15.00

JAY J3 BACK			
<input type="checkbox"/>	186JB01	J3 Back	Price List
<i>See J3 Back Order Form for Part #'s.</i>			
<i>To order a J3 Back please select Omit Back Upholstery.</i>			

MILITARY SERVICE PATCHES			
<i>Only available on tension adjustable upholstery and Jay 3 Back</i>			
<input type="checkbox"/>	186VU1	US Marines Patch	\$90.00
<input type="checkbox"/>	186VU2	US Army Patch	\$90.00
<input type="checkbox"/>	186VU3	US Navy Patch	\$90.00
<input type="checkbox"/>	186VU4	US Air Force Patch	\$90.00
<input type="checkbox"/>	186VU12	Coast Guard Patch	\$90.00
<input type="checkbox"/>	186VU5	Purple Heart	\$90.00
<input type="checkbox"/>	186VU8	Purple Heart with Marines Patch	\$145.00
<input type="checkbox"/>	186VU9	Purple Heart with Army Patch	\$145.00
<input type="checkbox"/>	186VU10	Purple Heart with Navy Patch	\$145.00
<input type="checkbox"/>	186VU11	Purple Heart with Air Force Patch	\$145.00

BACKREST - OPTIONS			
<input type="checkbox"/>	186OD5	Narrow Backrest Inset	\$80.00
<i>Backcanes 1" narrower than selected Seat Width.</i>			
<i>NA with 12" Wide. NA w/ Aluminum or Carbon Side Guards</i>			
<input type="checkbox"/>	186A192	Telescoping Push Handles	\$215.00
<i>Range of 13-19" from sling to handle</i>			

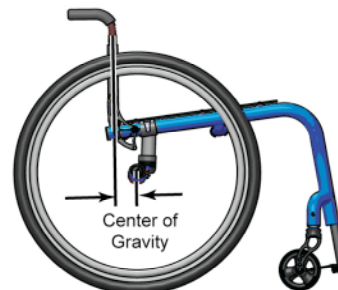
REAR AXLE & WHEEL SET UP			
AXLE PLATE			
<input type="checkbox"/>		Adjustable COG (1"-4")	NC

REAR SUSPENSION (OPTIONAL)			
4-Link Rear Suspension COG (0"-3")			
<i>Single Post only available up to 2" COG</i>			
<i>Plastic Side Guards only available up to 2.5" COG</i>			
<input type="checkbox"/>	186SV08	Weight from 0 lbs to 175 lbs.	\$595.00
<input type="checkbox"/>	186SV09	Weight from 176 lbs. to 265 lbs	\$595.00

CENTER OF GRAVITY PRESET			
See FIGURE 9. Measure from front of back post to the center of rear axle.			
<input type="checkbox"/>	186CC12	0" (Rear Suspension System Only)	NC
<input type="checkbox"/>	186CC1	.5" (Rear Suspension System Only)	NC
<input type="checkbox"/>	186CC2	1"	NC
<input type="checkbox"/>	186CC3	1.5"	NC
<input type="checkbox"/>	186CC4	2"	NC
<input type="checkbox"/>	186CC5	2.5"	NC
<input type="checkbox"/>	186CC6	3"	NC
<input type="checkbox"/>	186CC7	3.5"	NC
<input type="checkbox"/>	186CC8	4"	NC

CAMBER			
<input type="checkbox"/>	186C11	0°	NC
<input type="checkbox"/>	186C12	3°	NC
<input type="checkbox"/>	186C14	6° (Not available with Mag wheel)	NC

Figure 9



REAR SEAT HEIGHT

See **FIGURE 8**. Measure from top of rear seat sling to the floor.

<input type="checkbox"/> 186RH11	13"	NC
	<i>Only with 20" Rear Wheel. NA with Rear Suspension.</i>	
<input type="checkbox"/> 186RH12	13.5"	NC
	<i>Only with 20" Rear Wheel. NA with Rear Suspension.</i>	
<input type="checkbox"/> 186RH13	14"	NC
	<i>Only with 20" Rear Wheel</i>	
<input type="checkbox"/> 186RH14	14.5"	NC
	<i>Only with 20" Rear Wheel</i>	
<input type="checkbox"/> 186RH15	15"	NC
	<i>Only with 20" or 22" Rear Wheel for Adjustable Axle.</i>	
<input type="checkbox"/> 186RH16	15.5"	NC
	<i>Only with 20" Rear Wheel for Rear Suspension</i>	
<input type="checkbox"/> 186RH17	16"	NC
	<i>NA with 24, 25 & 26" Rear Wheels and Rear Suspension</i>	
<input type="checkbox"/> 186RH18	16.5"	NC
	<i>NA with 24, 25 & 26" Rear Wheels and Rear Suspension</i>	
<input type="checkbox"/> 186RH19	17"	NC
<input type="checkbox"/> 186RH26	17.5"	NC
<input type="checkbox"/> 186RH20	18"	NC
<input type="checkbox"/> 186RH27	18.5"	NC
<input type="checkbox"/> 186RH21	19"	NC
<input type="checkbox"/> 186RH37	19.5"	NC
<input type="checkbox"/> 186RH22	20"	NC
	<i>NA with Rear Suspension System</i>	

FRONT TO REAR SEAT HEIGHT MATRIX

12" Seat Depth	2.5" Maximum Front to Rear Seat Hgt.
13"/14" Seat Depth	3" Maximum Front to Rear Seat Hgt.
15/16" Seat Depth	3.5" Maximum Front to Rear Seat Hgt.
17"/18" Seat Depth	4" Maximum Front to Rear Seat Hgt.
19"/20" Seat Depth	4.5" Maximum Front to Rear Seat Hgt.

AXLE

<input type="checkbox"/> 186AX1	Quick Release Steel	NC
<input type="checkbox"/> 186AX13	Quad Quick Release Steel	\$90.00
	<i>Only available with Mag Wheels</i>	

REAR WHEEL SIZE

Ultra Lightweight only available with Aluminum Handrim

Contact Built 4 Me for Spinergy color options. Power assist not available on the Q7.

<input type="checkbox"/> 186RW3	20" Mag	NC
<input type="checkbox"/> 186RW8	22" Mag	NC
<input type="checkbox"/> 186RW1	24" Mag	NC
<input type="checkbox"/> 186RW90	20" Lite Spoke Wheel	\$200.00
<input type="checkbox"/> 186RW91	22" Lite Spoke Wheel	\$200.00
<input type="checkbox"/> 186RW92	24" Lite Spoke Wheel	NC
<input type="checkbox"/> 186RW93	25" Lite Spoke Wheel	NC
<input type="checkbox"/> 186RW94	26" Lite Spoke Wheel	\$80.00
<input type="checkbox"/> 186RW06	22" Ultra Lightweight Spoke Wheel 2.0	\$250.00
<input type="checkbox"/> 186RW10	24" Ultra Lightweight Spoke Wheel 2.0	\$250.00
<input type="checkbox"/> 186RW16	25" Ultra Lightweight Spoke Wheel 2.0	\$250.00
<input type="checkbox"/> 186RW28	22" Spinergy SPOX Black Spokes	\$695.00
<input type="checkbox"/> 186RW95	24" Spinergy SPOX Black Spokes	\$695.00
<input type="checkbox"/> 186RW96	25" Spinergy SPOX Black Spokes	\$695.00
<input type="checkbox"/> 186RW97	26" Spinergy SPOX Black Spokes	\$695.00
<input type="checkbox"/> 186RW32	22" Spinergy LX Black Spokes	\$895.00
<input type="checkbox"/> 186RW98	24" Spinergy LX Black Spokes	\$895.00
<input type="checkbox"/> 186RW99	25" Spinergy LX Black Spokes	\$895.00
<input type="checkbox"/> 186RW40	26" Spinergy LX Black Spokes	\$895.00
<input type="checkbox"/> 186RW50	24" Mountain	\$250.00

REAR WHEEL TIRE

<input type="checkbox"/> 186RT3	E2218 Full Poly Tire	NC
<input type="checkbox"/> 186RT6	E2211 High-Pressure Clincher	\$95.00
	E2212	
<input type="checkbox"/> 186RT22	E2218 Kik® Mako Black	\$95.00
<input type="checkbox"/> 186RT27	E2211 Knobby V-TRAK by Kenda	\$95.00
	E2212	
<input type="checkbox"/> 186RT12	E2211 Mountain	\$95.00
	E2212	
<input type="checkbox"/> 186RT1	E2211 Pneumatic	NC
	E2212	
<input type="checkbox"/> 186RT2	E2211 Pneumatic Airless Insert	\$80.00
	E2213	
<input type="checkbox"/> 186RT21	E2211 Schwalbe Marathon Plus Evolution	\$125.00
	E2212	
<input type="checkbox"/> 186RT28	E2211 Schwalbe Speed Run Tire	\$125.00
	E2212	

Rear Tire & Wheel Matrix Quickie Q7 -Rev D						
Tire	Wheel	Mags	Lite Spoke	Ultra Lightweight	Spinergy	Mountain
Full Poly Tire		20,22,24	20,22,24			
High-Pressure Clincher			22,24,25,26	22,24,25	22,24,25,26	
Kik® Mako Black		24	24,25		24,25	
Knobby V-TRAK			24		24	
Mountain						24
Pneumatic		20,22,24	20,22,24,26		22,24,25	
Pneumatic Airless Insert		20,22,24	20,22,24,26		22,24,26	
Schwalbe Marathon Plus Evol			24,25,26	22,24,25	24,25,26	
Schwalbe Speed Run			24,25	24,25	24,25	
24" = 540 25" = 559 26" = 590						

HANDRIM

<input type="checkbox"/> 186HR1	Aluminum Anodized	NC
<input type="checkbox"/> 186HR4	Plastic Coated	\$95.00
	<i>NA with 25" & 26" Lite Spoke Wheels</i>	
<input type="checkbox"/> 186HR22	Natural Fit - Standard Grip	\$375.00
	<i>NA with 20" & 26" Wheels</i>	
<input type="checkbox"/> 186HR23	Natural Fit - Super Grip	\$395.00
	<i>NA with 20" & 26" Wheels</i>	
<input type="checkbox"/> 186HR30	Natural Fit LT - Standard Grip	\$375.00
	<i>NA with 20" & 26" Wheels</i>	
<input type="checkbox"/> 186HR31	Natural Fit LT - Super Grip	\$395.00
	<i>NA with 20" & 26" Wheels</i>	
<input type="checkbox"/> 186HR24	Spinergy Flex Rim	\$525.00
	<i>Only available on Spinergy LX wheels 24" & 25"</i>	
<input type="checkbox"/> 186HR7	Omit Handrim	NC
	<i>NA with Ultra Lightweight Wheels</i>	

ARMREST - OPTIONAL

ARMREST - PADDED SWING AWAY

Padded Swing Away Armrest provided with angle adjustable hardware

<input type="checkbox"/> 186AA18	E0973 Padded Swing-Away Standard	\$175.00
Setting	<input type="checkbox"/> 9" <input type="checkbox"/> 10" <input type="checkbox"/> 11" <input type="checkbox"/> 12" <input type="checkbox"/> 13" <input type="checkbox"/> 14"	
	<i>Default to 11" if no selection is made</i>	

ARMREST - HEIGHT ADJUSTABLE

<input type="checkbox"/> 186AA11	E0973 Single Post Height Adjustable - Std	\$260.00
	<i>Range 8" - 13". Quick Adjustment in 1" increments</i>	
<input type="checkbox"/> 186AA29	E0973 Single Post Height Adjustable - Low	\$260.00
	<i>Range 6.5" - 10.5". Quick Adjustment in 1" increments</i>	

ARMPADS FOR HEIGHT ADJUSTABLE

<input type="checkbox"/> 186AM23	Desk Length (10") Classic	NC
<input type="checkbox"/> 186AM21	Desk Length (10") Contour	NC
<input type="checkbox"/> 186AM24	Full Length (14") Classic	NC
<input type="checkbox"/> 186AM22	Full Length (14") Contour	NC

ARMPAD ACCESSORY

<input type="checkbox"/> 186NP01	Gel Swing Away Pad	\$105.00
----------------------------------	--------------------	----------

WHEEL LOCK & ANTI TIP

WHEEL LOCK

Not all wheel locks available in all seat depths, wheel size, or COG

<input type="checkbox"/>	186WL1	High Mount Push	NC
<input type="checkbox"/>	186WL2	High Mount Pull	NC
<input type="checkbox"/>	186WL27	Ergo Scissor	NC
<input type="checkbox"/>	186WL30	Compact	\$125.00
<input type="checkbox"/>	186WL10	Omit Wheel Lock	NC

WHEEL LOCK OPTIONS

<input type="checkbox"/>	186WL12	Do not Mount Wheel Locks	NC
--------------------------	---------	--------------------------	----

EXTENSION HANDLES

Only available with High Mount Push or Pull Wheel Locks.

<input type="checkbox"/>	186EH1	E0961 6" (Pair)	\$75.00
--------------------------	--------	-----------------	---------

REAR ANTI-TIP

<input type="checkbox"/>	186AT37	E0971 Rear Anti-Tip (Pair)	\$135.00
--------------------------	---------	----------------------------	----------

ACCESSORIES

SIDE GUARD

Increases overall width of chair

Some interference may exist w/ padded SA arms at lowest settings

<input type="checkbox"/>	186SG33	Plastic Standard	\$125.00
		NA with Height Adjustable Arms	
<input type="checkbox"/>	186SG29	Plastic Low	\$125.00
		NA with Height Adjustable Arms	
<input type="checkbox"/>	186SG35	Aluminum	\$235.00
		NA w/Height Adj. Arms, High Push or Pull Wheel Locks	
<input type="checkbox"/>	186SG36	Aluminum with Fender	\$245.00
		NA w/Height Adj. Arms, High Push or Pull Wheel Locks	
<input type="checkbox"/>	186SG12	Carbon Fiber	\$450.00
		NA w/Height Adj. Arms, High Push or Pull Wheel Locks	

SIDE GUARD - COLOR OPTION

Available with Aluminum or Aluminum with Fender.

<input type="checkbox"/>	186GE01	Black	NC
<input type="checkbox"/>	186GE02	Matching Frame- Standard Colors	NC
<input type="checkbox"/>	186GE03	Matching Frame- Custom Color	\$50.00

POSITIONING BELT

<input type="checkbox"/>	186A117	E0978 Belt 2" Aircraft Buckle	\$110.00
<input type="checkbox"/>	186A118	E0978 Belt 2" Aircraft Buckle Padded	\$120.00
<input type="checkbox"/>	186A141	E0978 Belt 1.5" Auto Buckle Universal	\$70.00

SPOKE GUARD

<input type="checkbox"/>	186A23	K0065 Black	\$115.00
<input type="checkbox"/>	186A302	K0065 Quickie "Q" Clear	\$115.00

ACCESSORIES - PACKS

<input type="checkbox"/>	186QQ01	Backpack - Adult	\$55.00
<input type="checkbox"/>	186QQ02	Backpack Kids	\$50.00
<input type="checkbox"/>	186QQ03	Black Seat Pouch	\$45.00

MISCELLANEOUS

Crutch Holder only available with Integral or Fold Down Push Handles

<input type="checkbox"/>	186A203	E2207 Crutch Holder	\$195.00
<input type="checkbox"/>	186A83	Tool Kit	\$45.00

FRAME COLOR

FRAME COLOR

<input type="checkbox"/>	186C2	Black	NC
<input type="checkbox"/>	186C10	Black Opal	NC
<input type="checkbox"/>	186C38	Blue Opal	NC
<input type="checkbox"/>	186C36	Candy Blue	NC
<input type="checkbox"/>	186C35	Candy Red	NC
<input type="checkbox"/>	186C128	Copper	NC
<input type="checkbox"/>	186C6	Forest Green	NC
<input type="checkbox"/>	186C127	Fuchsia	NC
<input type="checkbox"/>	186C126	Glow	NC
<input type="checkbox"/>	186C4	Midnight Purple	NC
<input type="checkbox"/>	186C5	Pearl Pink	NC
<input type="checkbox"/>	186C103	Rootbeer	NC
<input type="checkbox"/>	186C114	Sparkle Silver	NC
<input type="checkbox"/>	186C113	Titanium Color Paint	NC
<input type="checkbox"/>	186C11	Toxic Green	NC
<input type="checkbox"/>	186C8	Yellow	NC

CUSTOM FRAME COLOR

<input type="checkbox"/>	186C112	Desert Camouflage	\$295.00
<input type="checkbox"/>	186C43	Mossy Oak Camouflage	\$295.00
<input type="checkbox"/>	186C42	Stars & Stripes	\$295.00
<input type="checkbox"/>	186C108	Zebra (Choose above base color)	\$295.00
		Std with White unless above base paint is chosen	
		NA with Black.	

ANODIZED COLOR PACKAGE

Adjustable Frame - Forks, Backcane Bracket, Rear Axle Clamp

NA w/ Frog Legs- anodized parts can be ordered separately

<input type="checkbox"/>	186EB07	Black	NC
<input type="checkbox"/>	186EB08	Blue	\$150.00
<input type="checkbox"/>	186EB09	Green	\$150.00
<input type="checkbox"/>	186EB10	Purple	\$150.00
<input type="checkbox"/>	186EB11	Red	\$150.00
<input type="checkbox"/>	186EB12	Ti Grey	\$150.00

BUILT 4 ME

To inquire about any unique customization for Quickie products, contact:

Phone: (800) 333-4000, Fax: (800) 333 9011



ADDITIONAL INFORMATION



Q7 Website



Q7 ShapeLoc Technology Video

*Download a QR reader to your Smartphone to access the additional information section.



WEIGHT MATRIX (Pounds)

BASE CHAIR WEIGHTS		WIDTH								
		12	13	14	15	16	17	18	19	20
DEPTH	12	16.97	17.04	17.10	17.16	17.23	17.29	17.35	17.42	17.48
	13	17.03	17.09	17.16	17.22	17.29	17.35	17.42	17.49	17.56
	14	17.08	17.15	17.22	17.29	17.36	17.43	17.50	17.57	17.64
	15	17.15	17.22	17.29	17.36	17.43	17.50	17.57	17.64	17.71
	16	17.22	17.29	17.36	17.43	17.50	17.57	17.64	17.71	17.78
	17	17.29	17.36	17.43	17.50	17.57	17.64	17.71	17.78	17.85
	18	17.36	17.43	17.50	17.57	17.64	17.71	17.78	17.85	17.92
	19	17.43	17.50	17.57	17.64	17.71	17.78	17.85	17.92	17.99
	20	17.50	17.57	17.64	17.71	17.78	17.85	17.92	17.99	18.06

Base Chair Includes:	
Front Caster	4" Low Profile Poly
Fork	Low Narrow
Caster Bolt	Caster Stem Short (1.75")
Foot Rest	Aluminum Tubular
Rear Wheel	24" Lite Spoke Wheel
Tire	Pneumatic
Handrim	Aluminum Anodized
Backrest	Short 2" Towel Bar
Backrest UPH	Standard
Seat Sling	Standard
Pushhandles	Omit Push Handle 12"-16"
Wheel Lock	Ergo Scissor

Section B Quickie Q7 Component Weights

Component	Lbs
Caster Wheels (Pair)	
3" Micro	-0.06
4" Low Profile Poly	0.00
4" Micro Lighted	0.29
4" x 1" Aluminum Poly	0.03
4" x 1.25" Semi Pneu	0.19
4 x 1.5" Aluminum Soft Roll	0.57
5" Low Profile Poly	0.40
5" Micro Lighted	0.72
5" Soft Roll Semi Pneu	1.20
5" x 1" Aluminum Poly	0.42
5" x 1.5" Semi Pneu	0.54
5" x 1.5" Aluminum Soft roll	1.04
6" Poly	0.67
6" x 1.5" Semi Pneu	0.88
6"x 1.5" Aluminum Soft Roll	1.35
6" Pneumatic	0.55
Caster Forks (Pair)	
Low Narrow	0.00
Low Wide	0.07
Low Single Sided	0.02
Standard Narrow	0.04
Standard Wide	0.12
Standard Single Sided	0.09
Frog Legs	0.62
Armrests (Pair)	
Padded S/A Assembly	2.97
SPHA Standard	4.33
SPHA Low	3.76
Armrest Pads (Pair)	
Desk Length - Classic	2.22
Desk Length - Contour	1.14
Full Length - Classic	2.73
Full Length - Contour	1.50
Wheel Lock (Pair)	
Push Wheel Lock	0.00
Pull Wheel Lock	0.00
Ergo Scissor	-0.16
Compact Wheel Lock	-0.28
Grade Aid Hardware	-0.36
Direct Mount	-0.93
Omit Wheel Lock	-1.20
Wheel Lock Extension Handle	
6" Pair	0.10
6" Right	0.05
6" Left	0.05

Component	Lbs
Rear Anti-tip	
Anti-tip 20" Wheel	0.99
Anti-tip 22" Wheel	0.99
Anti-tip 24" Wheel	1.03
Anti-tip 26" Wheel	1.07
Omit Anti-Tips	0.00
Seat Sling	
Standard Seat Sling	0.00
Ultra Seat Sling	-0.06
Omit Seat Sling	-0.66
Seat Cushion	
2" Cushion	1.26
Omit Cushion	0.00
Side Guard	
Plastic Side Guard Low	1.36
Plastic Side Guard Standard	1.74
Carbon	0.92
Aluminum Side Guard	2.91
Aluminum Side Guard with Fender	3.51
No Side Guard	0.00
Footrest	
Aluminum Tubular	0.00
Aluminum Tubular Long	0.06
Aluminum Platform	1.07
Aluminum Platform Long	1.14
Aluminum Platform Lightw eight	0.36
Aluminum Platform Long Lightw eight	0.41
Footrest Options	
Removable Snap On Cover (16" Wide)	0.24
Wear Pads (ea) Need 2 per chair	0.02
Adaptive Platform 2" Spacer	0.16
Adaptive Platform 4" Spacer	0.34
Adaptive Platform 6" Spacer	0.52
No Foot Rest Options	0.00
Push Handles (Pair)	
Integral Push Handles Short	0.10
Integral Push Handles Medium	0.17
Integral Push Handles Tall	0.24
Fold-Dow n Push Handles 12-16, 14-18	0.61
Fold-Dow n Push Handles 16-20	0.69
Omit Push Handle 10-14	-0.07
Omit Push Handle 12-16	0.00
Omit Push Handle 14-18	0.07
Omit Push Handle 16-20	0.14
No Push Handles	-0.42

Component	Lbs
Rear Wheel (Pair)	
20" Mag Wheel	0.82
22" Mag Wheel	1.32
24" Mag Wheel	1.78
20" Lite Spoke Wheel	-0.47
22" Lite Spoke Wheel	-0.21
24" Lite Spoke Wheel	0.00
25" Lite Spoke Wheel	0.07
26" Lite Spoke Wheel	0.27
20" Ultra Lightw eight Spoke Wheel	-1.56
22" Ultra Lightw eight Spoke Wheel	-1.30
24" Ultra Lightw eight Spoke Wheel	-1.09
25" Ultra Lightw eight Spoke Wheel	-1.02
24" Spinerger SPOX Black	-0.13
25" Spinerger SPOX Black	0.15
26" Spinerger SPOX Black	0.43
24" Spinerger LX Black	-0.50
24" Mountain (Uses a 22" Rim)	2.97
26" Mountain Wheel (Uses a 25" Rim)	3.32
Rear Tires (Pair)	
Full Poly	0.70
High-Pressure Clincher	-1.30
Kik Mako Black	1.12
Knobby V-Trak by Kenda	0.89
Mountain Tire	1.54
Pneumatic	0.00
Pneumatic Airless Insert	2.00
Schw albe Marathon Plus Evolution	0.34
Schw albe Speed Run	-1.32
Handrims (Pair)	
Aluminum Anodized	0.00
Plastic Coated	1.60
Natural Fit Standard Grip	1.95
Natural Fit Super Grip	1.95
Natural Fit LT Standard Grip	1.57
Natural Fit LT Super Grip	1.57
New Lite Weight - Ultra Wheel Only	-0.45
Backrest UPH	
Vented	0.41
Tension Adjustable	0.53
Tension Ballistic	0.51
Tension Vented	0.47
Standard	0.00
Omit Upholstery	-0.65
Suspension	
4-Link Suspension Assy	2.75

Component	Lbs
Axles (Pair)	
Quick Release (Light Spoke Wheel)	0.00
Quick Release (Spinerger, Ultra-Light)	0.03
Quick Release (Mag Wheels)	0.00
Quad Quick Release	0.13
Leg Strap	
No Leg Strap	0.00
Leg Strap (10-14")	0.14
Leg Strap (15-17")	0.15
Leg Strap (18-20")	0.15
Back Type	
Angle Adj. Folding Lock Dow n Back	0.00
Non-Folding Backrest	-0.05
Backrest W/ 2" Towel Bar	
4" Towel Bar	0.04
Adj Height BackRest 10-14, 12-16, 14-18	0.00
Adj Strap (15-17")	0.09
8" Fixed Height Backrest	-0.16
9" Fixed Height Backrest	-0.13
10" Fixed Height Backrest	-0.11
11" Fixed Height Backrest	-0.09
12" Fixed Height Backrest	-0.06
13" Fixed Height Backrest	-0.04
14" Fixed Height Backrest	-0.01
15" Fixed Height Backrest	0.01
16" Fixed Height Backrest	0.04
17" Fixed Height Backrest	0.06
18" Fixed Height Backrest	0.08
19" Fixed Height Backrest	0.11
Active Rigid Backrest	0.23
Accessories	
Backpack	0.45
Backpack Kids	0.25
Black Seat Pouch	0.20
Belt 2" Aircraft Buckle	0.44
Belt 2" Aircraft Buckle Padded	0.60
Belt 1-1/2" Auto Buckle Universal	0.38
Quickie Black Spoke Guard	1.12
Quickie "Q" Clear Spoke Guard	1.70
Caddy	0.50
Neoprene Impact Guards	0.11
Crutch Holder	0.57
Position Plate for Aluminum Footrest	1.04
Xtra Leg Strap	0.15
Gel Cover Armrest Pad	0.48
DAB	
With Padded S/A Armrest	1.20
With Out Padded S/A Armrest	0.66

**Weights are provided as a guideline, actual can vary because of sizing, manufacturing, or material variances. Example 20" tire vs. 24".

**Not all frame set up or options listed above

ORDERING INFORMATION PHONE: (800) 333-4000, FAX: (800) 300-7502, WEBSITE: www.sunrisemedical.com