



US Distributor:

FRANK MOBILITY SYSTEMS, INC.
1003 International Drive
Oakdale, PA 15071
Toll Free: (888) 426-8581
Fax: (724) 695-3710
Fed. Tax ID# 25-1761112

Order Form / Price List

« LifeStand »

LS / LSE / LSC (Adult + Pediatric)

Effective 2/15/2005



1. Dealer Information

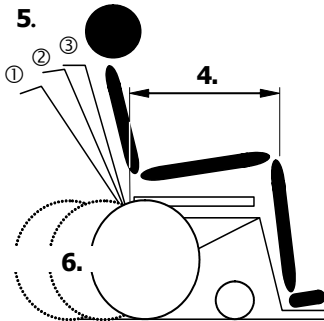
PO#: _____
Acct#: _____
Company: _____
Address: _____
City: _____ State: _____ Zip: _____
Phone: _____
Fax: _____
Completed by: _____

2. Customer Reference Information

Name _____ Age _____
Male _____ Female _____ Height _____ Weight _____ lbs.
Diagnosis: [] Paraplegic [] Hemiplegic [] Tetraplegic
[] MS [] MD [] Other _____
Last standing session _____
3. Seat Width of Current Wheelchair _____ inches

Measurement Guide

To be completed while client is seated in LifeStand.



4. Thigh Length: _____ inches

Important: Measure from the backrest to the front of the kneecap!

Adult Sizes:

____ 25-1/4" ____ 24-1/2" ____ 23-5/8"
____ 22-3/4" ____ 22" ____ 21-1/4" ____ 20-1/2"

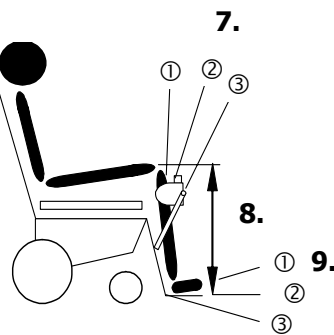
Pediatric Sizes:

____ 19-3/4" ____ 18-7/8" ____ 18-1/8" ____ 17-1/4"

5. Backrest Angle: (Select for LS & LSE only) ____ ① ____ ② ____ ③

6. Rear / Back Wheel Position: (Select for LS & LSE only)

Back of Frame ○ ○ ○ ○ ○ ○ ○ ○ Front of Frame
(Mark after adjusting on frame during evaluation)



7. Knee Support Angle: (Select for LSC only) ____ ① ____ ② ____ ③

8. Lower Leg length: _____ inches

Important: Measure from the sole of the foot to the top of the knee!

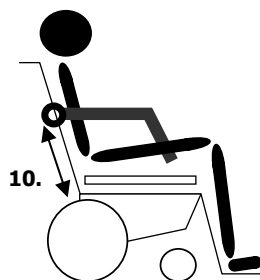
Adult Sizes:

(LSC) ____ 18-1/8" ____ 18-7/8" ____ 19-3/4" ____ 20-1/2" ____ 21-1/4" ____ 22"
(LS & LSE) ____ 17-1/4" ____ 18-1/8" ____ 18-7/8" ____ 19-3/4" ____ 20-1/2" ____ 21-1/4" ____ 22"

Pediatric Sizes:

(LSC) ____ 16-1/2" ____ 17-1/4" ____ 18-1/8" ____ 18-7/8" ____ 19-3/4" ____ 20-1/2" ____ 21-1/4" ____ 22"


9. Footplate Angle: (Select for LS & LSE only) ____ ① ____ ② ____ ③



10. Armrest Height: _____ inches

Important: Measure from the cushion to top of the armrest. Necessary for standing position!

(Select Size) ____ 7-7/8" ____ 8-5/8" ____ 9-1/2" ____ 10-1/4" ____ 11"



11. Armrest Depth: _____ inches

Important: Measure from the backrest to the curve of the armrest!

(Select Size)

Long Version ____ 9" ____ 9-7/8" ____ 10-5/8" ____ 11-1/2"
Short Version ____ 6-3/4" ____ 7-1/2" ____ 8-1/4" ____ 9"









Standard Features Itemized Summary

		Retail Price (US \$)
LS	<p>"LifeStand" Manual Propulsion + Manual Sit-to-Stand</p> <ul style="list-style-type: none"> ➤ <i>Frame with Manual Standing Package</i> \$5,075 Main Frame Assembly, Hydraulic Gas Cylinders, Standing Levers, Chest Supports and Locking Tibia Supports ➤ <i>Backrest</i> \$650 Black Upholstery with 2 Pockets, Adjustable/Folding Back, Adjustable Angle, Standard Height: 16" with Push Handles ➤ <i>Seating Package</i> \$1,045 Black Upholstery, Adjustable Seat Depth, Memory Foam Cushion, Web Tension Seat and Back, Height Adjustable Armrests (Convert to Chest Supports when Standing) ➤ <i>Leg Rest and Tibia Assembly</i> \$1,075 Adjustable Leg Rests, Locking Padded Tibia Supports, Adjustable Footplate ➤ 24" Quick Release Rear Wheels with Pneumatic Tires, Rear \$750 Wheel Brake, 6" Solid Front Casters 	\$8,595
LSE	<p>"Semi-Electric" Manual Propulsion + Electric Sit-to-Stand</p> <ul style="list-style-type: none"> ➤ <i>Frame with Power Assisted Standing Package</i> \$7,000 Main Frame Assembly, Power Assist Linak Actuator, Actuator Support Frame, Linak Hand Control Pad, Hydraulic Gas Cylinders, Standing Levers, Chest Supports, Tibia Locking Supports ➤ <i>Backrest</i> \$650 Black Upholstery with 2 Pockets, Adjustable/Folding Back, Adjustable Angle, Standard Height: 16" with Push Handles ➤ <i>Seating Package</i> \$1,045 Black Upholstery, Adjustable Seat Depth, Memory Foam Cushion, Web Tension Seat and Back, Height Adjustable Armrests (Convert to Chest Supports when Standing) ➤ <i>Leg Rest and Tibia Assembly</i> \$1,075 Adjustable Leg Rests, Locking Padded Tibia Supports, Adjustable Footplate ➤ 24" Quick Release Rear Wheels with Pneumatic Tires, Rear \$750 Wheel Brake, 6" Solid Front Casters ➤ Batteries and Charger \$475 	\$10,995
LSC	<p>"LifeStand Compact" Power Drive + Electric Sit-to-Stand</p> <ul style="list-style-type: none"> ➤ <i>Power Driving System</i> \$8,500 Quick Release Electric Drive Wheels, Swing Away Programmable Control Unit (Controls Stand and Recline Functions), Power Distribution Box, Battery Charger ➤ <i>Standing Frame Package</i> \$9,995 Main Frame Assembly, Chassis, Vehicle Tie-Down Kit, Linak Actuator for Sit and Stand Operation, Speed Reduction (For Driving in Standing Position), Chest Supports, Locking Tibia Supports ➤ <i>Backrest</i> \$2,255 Black Upholstery with 2 Pockets, Adjustable/Folding Back, Standard Height: 19" with Push Handles, Linak Actuator for Recline Operation ➤ <i>Seating Package</i> \$1,575 Black Upholstery, Adjustable Seat Depth, Memory Foam Cushion, Web Tension Seat and Back, Height Adjustable Armrests (Convert to Chest Supports when Standing) ➤ <i>Leg Rest and Tibia Assembly</i> \$1,325 Adjustable Leg Rests, Locking Padded Tibia Supports, Adjustable Aluminum Footplate ➤ 12 1/2" Flat Free Rear Solid Insert Tires, 7" Puncture Proof \$945 Pneumatic Front Casters, Rear Brake, Anti-Tip Supports ➤ Batteries NOT Included! 	<p>\$24,495</p> <p>Pediatric Version : \$25,995</p> <p>(Add \$1,500 to Standing Frame Package)</p>



Prices subject to change without notice. Refer to Measurement Guide and Price List for individual wheelchair configurations.

No Charge Option (NCO) Surcharge Options Standard NA Not Available

Options / Accessories	LS	LSE	LSC	LSC Ped	✓	Retail Price (US \$)	Part No.	
Frame Color								
Black	<input type="radio"/>	<input type="radio"/>	<input type="radio"/>	NA		NCO		
Blue	<input type="checkbox"/>	<input type="checkbox"/>	<input type="radio"/>	NA		\$245	LSFRMBU	For color surcharge.
Titanium Grey	<input type="checkbox"/>	<input type="checkbox"/>	<input type="checkbox"/>	NA		\$245	LSFRMGY	
Red	NA	NA	NA	◆		NCO		
Optional Accessories								
Hemi Kit with Double Handrims	<input type="checkbox"/>	<input type="checkbox"/>	NA	NA		\$1250	LS1000	
Removable Tray Table	<input type="checkbox"/>	<input type="checkbox"/>	<input type="checkbox"/>	<input type="checkbox"/>		\$469	LS1001	
Anti-Tip Supports (pair) <i>Integrated with LSC</i>	<input type="checkbox"/>	<input type="checkbox"/>	◆	◆		\$224	LS1002	
Headrest	<input type="checkbox"/>	<input type="checkbox"/>	<input type="checkbox"/>	<input type="checkbox"/>		\$495	LS1003	
PVC Coated Standing Grips (pair)	<input type="checkbox"/>	<input type="checkbox"/>	NA	NA		\$345	LS1005	
Side-Guard* (pair) <i>*Reduces Seat Width 1" on LS & LSE !</i>	<input type="checkbox"/>	<input type="checkbox"/>	<input type="checkbox"/>	<input type="checkbox"/>		\$225	LS1006	
Extended Push Handles (pair)	<input type="checkbox"/>	<input type="checkbox"/>	<input type="checkbox"/>	<input type="checkbox"/>		\$90	LS1007	
Shoulder Harness with Front Pull Please circle: <i>Small, Med, Large or X-Large</i>	<input type="checkbox"/>	<input type="checkbox"/>	<input type="checkbox"/>	<input type="checkbox"/>		\$125	LS1009-x	Size will be added to part no.
Seat Sling (for use without standard cushion)	<input type="checkbox"/>	<input type="checkbox"/>	<input type="checkbox"/>	NA		\$135	LS1010	
Aluminium Footplate	<input type="checkbox"/>	<input type="checkbox"/>	◆	◆		\$95	LS1011	
Coated Push-Rims (pair)	<input type="checkbox"/>	<input type="checkbox"/>	NA	NA		\$250	LS1012	
Spoke Guards (pair)	<input type="checkbox"/>	<input type="checkbox"/>	NA	NA		\$130	LS1013	
Gel Kneepads (pair)	<input type="checkbox"/>	<input type="checkbox"/>	<input type="checkbox"/>	<input type="checkbox"/>		\$75	LS1014	
Raised Knee Support (pair)	NA	NA	<input type="checkbox"/>	<input type="checkbox"/>		\$108	LS1015	
Large Comfort Knee Cushion (pair)	<input type="checkbox"/>	<input type="checkbox"/>	<input type="checkbox"/>	<input type="checkbox"/>		\$249	LS1016	
Reduction of Wheelchair Width (1 1/2")	NA	<input type="checkbox"/>	NA	NA		\$75	LS1017	
Padded Panel Calf Strap Please circle: <i>Small, Med, Large or X-Large</i>	<input type="checkbox"/>	<input type="checkbox"/>	NA	NA		\$85	LS1018-x	Size will be added to Part no.
Light Kit	NA	NA	<input type="checkbox"/>	<input type="checkbox"/>		\$1,400	LS1019	
Puncture Proof Pneumatic Front Caster Wheels	<input type="checkbox"/>	<input type="checkbox"/>	◆	◆		\$48	LS1020	
Additional Belt Options are available if needed. Please call for more information.								
Power Drive Accessories								
E.motion - Push Rim Power Drive <i>Please refer to e.motion order form for additional accessories.</i>	<input type="checkbox"/>	<input type="checkbox"/>	NA	NA		\$6,590	See e.motion order form	
Attendant Mount for Control Unit <input type="checkbox"/> Right Side <input type="checkbox"/> Left Side	NA	NA	<input type="checkbox"/>	<input type="checkbox"/>		\$200	LS1021L or LS1021R	
Extended Foam Handrest	NA	NA	<input type="checkbox"/>	<input type="checkbox"/>		\$100	LS1022	
Joystick Protection Bumper	NA	NA	<input type="checkbox"/>	◆		\$130	LS1023	

Options left blank or not selected will be ordered with "Standard" features.
 Prices subject to change without notice.

No Charge Option Surcharge Options
 Standard NA Not Available

 Retail Price (US \$) **Part No.**

1. Select Model

LS	Manual Propulsion + Manual Sit-to-Stand				\$8,595	LS(xxxx)
LSE	Manual Propulsion + Electric Sit-to-Stand Includes Batteries & Charger	Right Mount Control Unit	<input checked="" type="radio"/>		\$10,995	LSE(xxxx)
		Left Mount Control Unit	<input type="radio"/>			
LSC	« LifeStand Compact » Power Drive + Electric Sit-to-Stand Drives in Standing Position Batteries not included.*	Right Mount Control Unit	<input checked="" type="radio"/>		\$24,495*	LSC(xxxx)
		Left Mount Control Unit	<input type="radio"/>			
LSC Pediatric (14" seat width only) Batteries not included.*		Right Mount Control Unit	<input checked="" type="radio"/>		\$25,995*	LSC14R
		Left Mount Control Unit	<input type="radio"/>			
*Battery Options		2 x 17 Ah Batteries	<input type="checkbox"/>		\$195	(2 x) LSBAT
		4 x 17 Ah Batteries**	<input type="checkbox"/>		\$390	(4 x) LSBAT
		** Battery Wire Harness & Housing <i>Required for 4 Battery System</i>	<input type="checkbox"/>		\$195	LSBATWH

Seat width and frame color will be added to complete part no.

2. Select Seat Width

	Child	14"		NCO	See Frame Part No. For Seat Width
	Adult	16"		NCO	
	Large Adult	18"		NCO	
	X Large Adult	20"		\$665	

3. Select Gas Struts (not for LSC) Refer to user weight on Measurement Guide page.

	< 66 lbs.	300 N		NCO	LSGS300N
	66 – 132 lbs.	400 N		NCO	LSGS400N
	132 – 198 lbs.	500 N		NCO	LSGS500N
	(LS only) 198 – 264 lbs.	700 N		NCO	LSGS700N

4. Select Armrest

	Long	<input checked="" type="radio"/>		NCO	LSARMLG
	(standard for LSC Pediatric) Short	<input type="radio"/>		NCO	LSARMST

5. Select Backrest Height

		LS/LSE	LS/LSE 20"	LSC	LSC Pediatric			
	Active (12") Without push handle	<input type="radio"/>	NA	NA	<input checked="" type="radio"/>		NCO	LSBR12
	Standard (16") With push handle	<input checked="" type="radio"/>	<input type="checkbox"/>	<input type="checkbox"/>	NA		\$349	LSBR16
	Comfort (19") With push handle	<input type="checkbox"/>	<input checked="" type="radio"/>	<input checked="" type="radio"/>	NA		\$399	LSBR19

6. Select Rear/Back Wheels

Ø 24 " (LS/LSE only)	Pneumatic Tires 1" 3/8 (50 PSI)	<input type="radio"/>		NCO	LSRW24P
	High Pressure Tires 1" (100 PSI)	<input checked="" type="radio"/>		NCO	LSRW24HP
	VTT 600x190 Profile Tires & Wheels (pair)	<input type="checkbox"/>		\$495	LSRW24VTT
	Flat Free No Profile Tires 1" 3/8 (pair)	<input type="checkbox"/>		\$125	LSRW24FFNP
	Flat Free Profile Tires 1" 3/8 (pair)	<input type="checkbox"/>		\$125	LSRW24FFP
Ø 22 " (LS/LSE only)	Pneumatic Tires 1" 3/8 (50 PSI)	<input type="radio"/>		NCO	LSRW22P
	High Pressure Tires 1" (100 PSI)	<input checked="" type="radio"/>		NCO	LSRW22HP
	Flat Free No Profile Tires 1" 3/8 (pair)	<input type="checkbox"/>		\$125	LSRW22FFNP
	Flat Free Profile Tires 1" 3/8 (pair)	<input type="checkbox"/>		\$125	LSRW22FFP
Ø 12 1/2 " (LSC only)	Flat Free, Solid Insert Tires	<input checked="" type="radio"/>		NCO	--

Options left blank or not selected will be ordered with "Standard" features.
 Prices subject to change without notice.