



The EasyStand Evolv is a sit to stand stander that includes two 5" locking casters, two 5" wheels, a manual hydraulic actuator with handle, contoured seat, flip-up kneepad, adjustable footplates, black molded tray with chest pad, transfer handles and black Dartex® upholstery.

NG50162 Evolv Medium fits individuals from 4'0"-5'6" and up to 200 lbs. \$2858

NG50084 Evolv Large fits individuals from 5'0"-6'2" and up to 280 lbs. \$2858

NG50209 Evolv XT fits individuals from 6'0"-6'10" and up to 350 lbs. \$3813

Options for Evolv (64 matches)

#PNG50025 Mobile Option \$1,266



Allows user to self-propel the stander for functional independence. Features flip away kneepads and push rims, drive wheel locks and enclosed chain drive mechanism. Not available with independent kneepads. Evolv basic unit required. [Click here for more information on the Mobile Option.](#)

Available For: Medium, Large
Available For: Basic, Mobile

#PNG50322 Mobile Option \$1,266



Allows user to self-propel the stander for functional independence. Features flip away kneepads and push rims, drive wheel locks and enclosed chain drive mechanism. Not available with independent kneepads. Evolv basic unit required. [Click here for more information on the Mobile Option.](#)

Available For: XT
Available For: Basic, Mobile

#PNG50314 Front Swivel Casters \$153



Allows stander to be steered from front or back, making it easier to maneuver in tight locations (pair). Replaces front wheels. Front Swivel Caster option increases size of footprint to 28" x 33.5" (65 x 84cm) for Medium/Large and 29.5" x 37.5" (70 x 95 cm) for XT. Adds 5" (13cm) width to front of unit.

Available For: Medium, Large, XT
Available For: Basic, Shadow


#PNG50417 Swing-Away Front \$231



An H-frame style front allows the tray and knees to swing away allowing more room for front transfers. Especially useful for [stand pivot and patient lift transfers](#). (Not available with Mobile option)

Available For: Medium, Large
Available For: Basic, Options

#PNG50428 Swing-Away Front \$180



An H-frame style front allows the tray and knees to swing away allowing more room for front transfers. Especially useful for [stand pivot and patient lift transfers](#). (Not available with Mobile option)

Available For: Medium, Large
Available For: Shadow, Options

#PNG50010 Pow'r Up Lift \$1,054



Allows for independent transition from sit to stand for the person with a more involved disability. Includes a light-touch controller, rechargeable battery, Linak® actuator, and an emergency release. Replaces the manual hydraulic lift.

Available For: Medium, Large
Available For: Basic, Shadow, Mobile

#PNG50321 Pow'r Up Lift XT \$1,054



Allows for independent transition from sit to stand for the person with a more involved disability. Includes a light-touch controller, rechargeable battery, Linak® actuator, and an emergency release. Replaces the manual hydraulic lift.

Available For: XT
Available For: Basic, Shadow, Mobile

#PNG50328 Adjustable/Removable Actuator Handle \$195



Allows the distance of reach to pump handle to be adjusted to meet user's needs. It is easily removable to allow open access to the left or right side for transfers. It can also be removed for people who tend to inappropriately lower themselves from the standing position.

Available For: Medium, Large
Available For: Basic, Shadow, Mobile

#PNG50349 Adjustable/Removable Actuator Handle \$195



Allows the distance of reach to pump handle to be

#PNG50044 Quad Grip Handle Extension \$131



Attaches to the actuator handle, for users with limited dexterity and function. Adjusts



to pump handle to be adjusted to meet user's needs. It is easily removable to allow open access to the left or right side for transfers. It can also be removed for people who tend to inappropriately lower themselves from the standing position.

Available For: XT

Available For: Basic, Shadow, Mobile



flexibility and function. Adjusts for various hand sizes.

Available For: Medium, Large, XT

Available For: Basic, Shadow, Mobile

#PNG50070 T-Style Handle Extension \$131



For people with limited range of motion. Makes the first few pumps to ascending easier and reaching to descend more accessible. Adds additional 6" (15 cm) in each direction.

Available For: Medium, Large, XT

Available For: Basic, Shadow, Mobile

#PNG30030 Foot Straps \$37



Velcro® and d-ring adjustment hold feet into alignment with multiple attachment slots on footplates for proper foot positioning. Straps (pair) fit foot height 4"-6.5" (10-17cm).

Available For: Medium, Large, XT

Available For: Basic, Shadow, Mobile, Options

#PNG30031 Secure Foot Straps \$99



Velcro® and d-ring adjustment hold feet into alignment at ankles and toes for proper foot positioning. Straps (Pair) fit foot height 4"-6.5" (10-17cm).

Available For: Medium, Large, XT

Available For: Basic, Shadow, Mobile

#PNG30269 Transfer Seat \$118




The Transfer Seat is extra wide in the front to provide a larger surface for an [independent or assisted lateral transfer](#). May replace the need for a transfer board. Seat is 20" W at widest area x 17.5" L (50 x 44 cm).

Available For: Medium

Available For: Basic, Shadow, Mobile, Options

#PNG30270 Transfer Seat \$118



The Transfer Seat is extra wide in the front to provide a larger surface for an [independent or assisted lateral transfer](#). May replace the need for a transfer board. Seat is 23" W at widest area x 21.5" L (58 x 54 cm).

Available For: Large, XT

Available For: Basic, Shadow, Mobile, Options

#PNG50324 Rotating Seat \$206



To make [stand pivot transfers easier](#), a rotating disk is embedded in the seat to reduce shear while swinging the user's legs into place. It rotates 90 degrees to the left or right and locks into place.

Available For: Medium

Available For: Basic, Shadow, Mobile

#PNG50318 Rotating Seat \$206



To make [stand pivot transfers easier](#), a rotating disk is embedded in the seat to reduce shear while swinging the user's legs into place. It rotates 90 degrees to the left or right and locks into place.

Available For: Large, XT

Available For: Basic, Shadow, Mobile

#PNG30183 Seat w/ Roho Insert \$524




Maximizes pressure relief using the benefits of Low Profile [Roho® Dry Flotation® technology](#) in the seat cushion. Replaces standard seat. Roho® seat insert dimensions 7"x12" (18x30cm).

Available For: Medium

Available For: Basic, Shadow, Mobile

#PNG30023 Seat w/ Roho Insert \$524




Maximizes pressure relief using the benefits of Low Profile [Roho® Dry Flotation® technology](#) in the seat cushion. Adult Roho® insert is 12"x12" (30x30cm). Replaces standard seat.

Available For: Large, XT

Available For: Basic, Shadow, Mobile

#PNG50161 Hip Supports-Medium \$312



Supports the hips in symmetrical alignment from sitting to standing. Multiple adjustments, removable for transferring. When used on Evolv Medium the width range is 9"-15" (23-38cm), when used on Evolv Large or XT the width range is 10"-15" (25-38cm). Maximum ranges listed. Range varies with seat depth. Pad size 4" W (10cm) x 6" H (15cm).

Available For: Medium, Large, XT

Available For: Basic, Shadow, Mobile

#PNG50198 Hip Supports-Large \$312



Supports the hips in

#PNG50384 Independent Kneepads \$418



Accommodates [hip or knee](#)



symmetrical alignment from sitting to standing. Multiple adjustments, removable for transfers. When used on Evolv Medium the width range is 11-17" (28-43cm), when used on Evolv Large or XT the width range is 12-17" (30-43 cm), limited adjustment range when used with Shadow Tray. Maximum ranges listed. Range varies with seat depth. Pad size 4" W (10cm) x 6" H (15cm).

Available For: Medium, Large, XT

Available For: Basic, Shadow, Mobile



[contractures](#) and leg length discrepancies. Flip up for transferring. Kneepad width range from center to center is 9"-13.5" (24-34cm); kneepad depth range from front of seat is 1"-7.5" (3-19cm); kneepad height range is +5" to -5.25" (+13 to -13 cm) from seat pivot. Pad size 7" W (18cm) x 9" H (23cm). (Pair)

Available For: Medium, Large, XT

Available For: Basic, Shadow

#PNG50385 Independent Roho Kneepads \$524



Accommodates [hip or knee contractures](#) and leg length discrepancies. Flip up for transferring. Extra cushion with Roho® Dry Floatation® technology. Kneepad width range from center to center is 9"-13.5" (24-34cm); kneepad depth range from front of seat is 1"-7.5" (3-19cm); kneepad height range is +5" to -5.25" (+13 to -13 cm) from seat pivot. Roho insert size 5" W (13cm) x 7.5" H (19cm). (Pair)

Available For: Medium, Large, XT

Available For: Basic, Shadow

#P80246 Seat Angle Locator \$30



Helps therapists monitor standing progress. Attaches under seat with magnet.

Available For: Medium, Large, XT

Available For: Basic, Shadow, Mobile

#PNG50471 Shadow Tray 7" \$524



The [Shadow Tray](#) includes a tray and an adjustable large contoured chest pad that supports the user (on the anterior/front surface of the chest) from sitting to standing. (7.25" H from seat, 3.5"-15" depth range). Back required. Shadow Tray will be mounted on the same side as your choice of pump handle location. Not available with [Mobile](#) option.

Available For: Medium, Large

Available For: Basic, Shadow

#PNG50474 Deep Shadow Tray 7" \$524



The [Shadow Tray](#) includes a tray and an adjustable large contoured chest pad that supports the user (on the anterior/front surface of the chest) from sitting to standing. (7.25" H from seat, 7.5"-19" depth range). Back required. Shadow Tray will be mounted on the same side as your choice of pump handle location. Not available with [Mobile](#) option.

Available For: Medium, Large

Available For: Basic, Shadow

#PNG50130 Shadow Tray 10" \$524



The [Shadow Tray](#) includes a tray and an adjustable large contoured chest pad that supports the user (on the anterior/front surface of the chest) from sitting to standing. (10" H from seat, 3.5"-15" depth range). Back required. Shadow Tray will be mounted on the same side as your choice of pump handle location. Not available with [Mobile](#) option.

Available For: Medium, Large, XT

Available For: Basic, Shadow

#PNG50334 Deep Shadow Tray 10" \$524



The [Shadow Tray](#) includes a tray and an adjustable large contoured chest pad that supports the user (on the anterior/front surface of the chest) from sitting to standing. (10" H from seat, 7.5"-19" depth range). Back required. Shadow Tray will be mounted on the same side as your choice of pump handle location. Not available with [Mobile](#) option.

Available For: Medium, Large, XT

Available For: Basic, Shadow

#PNG50026 Shadow Tray 12" \$524



The [Shadow Tray](#) includes a tray and an adjustable large contoured chest pad that supports the user (on the anterior/front surface of the chest) from sitting to standing. (12.25" H from seat, 3.5"-15" depth range). Back required. Shadow Tray will be mounted on the same side as your choice of pump handle location. Not available with

#PNG50332 Deep Shadow Tray 12" \$524



The [Shadow Tray](#) includes a tray and an adjustable large contoured chest pad that supports the user (on the anterior/front surface of the chest) from sitting to standing. (12.25" H from seat, 7.5"-19" depth range). Back required. Shadow Tray will be mounted on the same side as your choice of pump handle location. Not available with

location. Not available with [Mobile](#) option.

Available For: Large, XT
Available For: Basic, Shadow

#PNG50248 Clear Tray Top \$139



Acrylic. Replaces standard black molded tray. Tray size is 21"x24" (53X61 cm).

Available For: Medium, Large, XT
Available For: Basic, Shadow

location. Not available with [Mobile](#) option.

Available For: Large, XT
Available For: Basic, Shadow

#PNG50194 Oversized Clear Tray \$237



Acrylic. Allows more room for reading and activities. Tray size is 29"x 22" (74x56 cm). Replaces standard tray.

Available For: Medium, Large, XT
Available For: Basic

#PNG50368 Black Molded Angle Adjustable Tray \$301



Supports the user while they work at various angles from 0°-35°. Replaces standard tray.

Available For: Medium, Large, XT
Available For: Basic

#PNG50366 Clear Angle Adjustable Tray \$437



Clear acrylic tray adjusts from 0°-35° to provide forearm support as well as angle activities closer to the user. Replaces standard tray.

Available For: Medium, Large, XT
Available For: Basic

#PNG50327 Clear Angle Adjustable Tray \$301



Clear acrylic tray adjusts from 0°-35° to provide forearm support as well as angle activities closer to the user. Replaces standard Mobile Tray.

Available For: Medium, Large, XT
Available For: Mobile


#PNG30295 Padded Tray Cover \$194



A padded tray cover that attaches to the Black Molded, Clear, Angle Adjustable, or Shadow Tray. Not available for the Glider or Mobile Tray.

Available For: Extra Small, Small, Medium, Large, XT
Available For: Basic, Shadow, Options

#PNG50295 No-Tray Chest Pad \$217



Provides anterior support to the trunk while allowing closer access to areas for daily living activities. Especially useful with the [Mobile Option](#).

Available For: Medium, Large, XT
Available For: Basic, Mobile

#PNG50042 Hand Grips \$131



Provide additional arm and hand support and alignment. Easily movable for precise arm positioning. Attaches to clear acrylic tray with suction cups. (Pair)

Available For: Medium, Large, XT
Available For: Basic, Shadow, Options


#P5030 Arm Troughs \$275



Provide additional forearm support and alignment. Easily movable for precise arm positioning. Attach to clear acrylic tray with suction cups. (Pair)

Available For: Medium, Large, XT
Available For: Options

#PNG30000 Large Contoured Chest Pad \$121



Attaches to tray or no-tray bracket to provide anterior support with a minimal lateral hug. Replaces standard chest pad. Oval pad is 9.5" x 15" (24x38cm).

Available For: Medium, Large, XT
Available For: Basic, Shadow, Options


#PNG50066 Flat Back 13" \$572



Provides a 13" (33cm) back for lower trunk stability.

Available For: Medium, Large, XT
Available For: Basic, Shadow, Mobile

#PNG50067 Flat Back 19" \$604



Provides a 19" (48cm) back for upper trunk stability.

Available For: Medium, Large, XT
Available For: Basic, Shadow, Mobile

#PNG50062 Contoured Back 13" \$630



Provides a 13" (33cm) contoured back for lower

#PNG50068 Contoured Back 19" \$643



Provides a 19" (48cm) contoured back for upper



trunk stability and minimal built-in posterior lateral support.

Available For: Medium, Large, XT
Available For: Basic, Shadow, Mobile

#PNG50171 Removable Flat Back 13" \$657



Provides a 13"(33cm) back for lower trunk stability. Removable back releases with two knobs and provides rear [access for patient lift transfers](#).

Available For: Medium, Large, XT
Available For: Basic, Shadow, Mobile

#PNG50172 Removable Contoured Back 13" \$715



Provides a 13" (33cm) contoured back for lower trunk stability and minimal built-in posterior lateral support. Removable back releases with two knobs and provides rear [access for patient lift transfers](#).

Available For: Medium, Large, XT
Available For: Basic, Shadow, Mobile

#PNG30029 Velcro® Positioning Belt \$47



Velcro® and d-ring adjustment provides hip stability for user. Fits hip circumference of 26"-55" (66-140cm). Back required.

Available For: Medium, Large, XT
Available For: Basic, Shadow, Mobile

#PNG50192 Chest Strap (Small) \$121



Velcro® and d-ring adjustment provides moderate upper trunk support. Pad size is 5"W X 19"L (13cm W X 48 cm L); fits users with chest measurement ranging from 30"-46" (76-117cm). Back required.

Available For: Medium, Large, XT
Available For: Basic, Shadow, Mobile


##PNG50034 Accessories Mounting Bracket \$57



Required hardware bracket for attaching the chest vest, lateral supports, various head supports, high mount chest vest bracket and push handles. Back required.

Available For: Medium, Large, XT
Available For: Basic, Shadow, Mobile

#PNG30170 X-Style Chest Vest (Medium) \$237



Provides anterior trunk support. Neoprene® with squeeze release adjustment. Medium size is 11"L x 9.5"W (28L x 24W cm). Back and Mounting Bracket required.

Available For: Medium, Large, XT
Available For: Basic, Shadow, Mobile

#PNG30171 Y-Style Chest Vest (Medium) \$237



trunk stability and minimal built-in posterior lateral support.

Available For: Medium, Large, XT
Available For: Basic, Shadow, Mobile

#PNG50173 Removable Flat Back 19" \$689



Provides a 19" (48cm) back for upper trunk stability. Removable back releases with two knobs and provides rear [access for patient lift transfers](#).

Available For: Medium, Large, XT
Available For: Basic, Shadow, Mobile

#PNG50174 Removable Contoured Back 19" \$747



Provides a 19" (48cm) contoured back for upper trunk stability and minimal built-in posterior lateral support. Removable back releases with two knobs and provides rear [access for patient lift transfers](#).

Available For: Medium, Large, XT
Available For: Basic, Shadow, Mobile

#PNG30028 Positioning Belt w/Airline Buckle \$131



Provides hip stability with the security and convenience of an airline style buckle. Fits hip circumference of 26"-55" (66-140cm). Back required.

Available For: Medium, Large, XT
Available For: Basic, Shadow, Mobile

#PNG50193 Chest Strap (Large) \$121



Velcro® and d-ring adjustment provides moderate upper trunk support. Chest strap pad is 5"Wx24"L (13cm Wx61cm L); fits users with chest measurement ranging from 34"-50" (86-137cm). Back required.

Available For: Medium, Large, XT
Available For: Basic, Shadow, Mobile


#P60002 Back Angle Adjustment Wheel \$89



Provides quick adjustment of the back angle for multi-user environments. Replaces standard adjustment knob. Back required.

Available For: Medium, Large, XT
Available For: Basic, Shadow, Mobile

#PNG30056 X-Style Chest Vest (Large) \$237



Provides anterior trunk support. Neoprene® with squeeze release adjustment. Large size is 12.5"L x 10"W (32L x 26W cm). Back and Mounting Bracket required.

Available For: Medium, Large, XT
Available For: Basic, Shadow, Mobile

#PNG30021 Y-Style Chest Vest (Large) \$237



Provides female anterior trunk support. Neoprene® with squeeze release adjustment. Medium size is 11"L x 9.5"W (28L x 24W cm). Back and Mounting Bracket required.

Available For: Medium, Large, XT

Available For: Basic, Shadow, Mobile

#PNG11212 High Mount Chest Vest Bracket \$66



Moves mounting points for chest vest higher to secure shoulders in position. Chest vest not included. Back and Mounting Bracket required. Positions 18", 19", 20", 21" H (46,48,51,53cm) above hip pivot. (Measurements may vary depending on which back option you order.)

Available For: Medium, Large, XT

Available For: Basic, Shadow, Mobile



Provides female anterior trunk support. Neoprene® with squeeze release adjustment. Large size is 12.5"L x 10"W (32L x 26W cm). Back and Mounting Bracket required.

Available For: Medium, Large, XT

Available For: Basic, Shadow, Mobile

#PNG50224 Lateral Supports 9"-15" W \$312



Provides lateral trunk support and midline positioning for those with limited thoracic control. Multiple adjustments, removable for transferring. Width range is 9"-15" (23x38cm), 3" (8cm) depth range, 4" (10cm) height range (limited adjustment range when used with the Shadow Tray). Back and Mounting Bracket required. Pad size 4" W (10cm) x 6" H (15cm). (Pair)

Available For: Medium, Large, XT

Available For: Basic, Shadow, Mobile

#PNG50176 Lateral Supports 12"-18" W \$312



Provides lateral trunk support and midline positioning for those with limited thoracic control. Multiple adjustments, removable for transferring. Width range is 12"-18" (30x46cm), 3" (8cm) depth range, 4" (10cm) height range (limited adjustment range when used with the Shadow Tray). Back and Mounting Bracket required. Pad size 4" W (10cm) x 6" H (15cm). (Pair)

Available For: Medium, Large, XT

Available For: Basic, Shadow, Mobile

#PNG50240 Head Support 21"-30" \$312



Contoured head support helps to maintain optimal positioning of the head in midline. Height range is 21"-30" (53x77cm) from top of seat to middle of head support. Depth range is 3.75" (10cm). Back and Mounting Bracket required.

Available For: Medium, Large, XT

Available For: Basic, Shadow, Mobile

#PNG50037 Head Support 24"-33" \$312



Contoured head support helps to maintain optimal positioning of the head in midline. Height range is 24"-33" (61x85cm) from top of seat to middle of head support. Depth range is 3.75" (10cm). Back and Mounting Bracket required.

Available For: Medium, Large, XT

Available For: Basic, Shadow, Mobile

#PNG50040 Push Handles \$131



Makes pushing the stander from place to place easier for the caregiver. Back and Mounting Bracket required. (Pair)

Available For: Medium, Large, XT

Available For: Basic, Shadow, Mobile