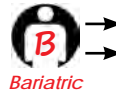


TheraFit Premium Soft Goods

THERAFIT CHEST STRAPS

Features:

- A** 2 buckles with adjustable straps, side release buckles under the arm are covered with a sleeve to protect from skin irritation
- B** 1 covered buckle with adjustable strap, 1 sewn strap
- C** One-piece with sewn straps
- D** Two-piece with sewn straps, hook and loop center release with webbing pull loop
- E** Two-piece with sewn straps, hook and loop release, webbing pull loop, webbing safety strap with buckle
- F** 1 rear buckle with adjustable strap, 1 sewn strap
 - Hardware to attach to chair included



Bariatric

NEW



TheraFit Chest Strap lengths shown here are taken from end to end, fully extended, without attaching hardware. 1-Piece padded area dimensions are: Small 3" x 16", Medium 4" x 20", Large 4" x 24", X-Large 6" x 28", 2X-Large 8" x 32". 2-Piece padded area dimensions are: Small 3" x 10" (each piece), Medium 4" x 14", Large 4" x 18".

Description		Part Number	
2 Buckles w/Adj. Straps, 2 Metal Clips & 3-Bar Slides			
Small, 46"		60110 (Stretch)	
Medium, 54"	A	60111 (Stretch)	
Large, 64"		60112 (Stretch)	
1 Buckle w/Adj. Strap, 1 Sewn Strap, 2 Metal Clips & 3-Bar Slides			
Small, 45"		60113 (Stretch)	
Medium, 53"		60114 (Stretch)	
Large, 62"	B	60115 (Stretch)	
X-Large, 71"		60123 (Stretch)	
2X-Large, 78"		60124 (Stretch)	
One-Piece w/2 Sewn Straps, 2 Cam Locks, 1 Metal Clip & 3-Bar Slides			
Small, 44"		60116 (Stretch)	60147 (Non-Stretch)
Medium, 52"	C	60117 (Stretch)	60148 (Non-Stretch)
Large, 60"		60118 (Stretch)	60149 (Non-Stretch)
Two-Piece w/2 Sewn Straps, 2 Metal Clips & 3-Bar Slides			
Small, 44"		60119 (Stretch)	60150 (Non-Stretch)
Medium, 52"	D	60120 (Stretch)	60151 (Non-Stretch)
Large, 60"		60121 (Stretch)	60152 (Non-Stretch)
Two-Piece w/ 2 Sewn Straps, Safety Strap, 2 Metal Clips & 3-Bar Slides			
Small, 44"			60153 (Non-Stretch)
Medium, 52"	E		60154 (Non-Stretch)
Large, 60"			60155 (Non-Stretch)
1 Rear Buckle w/ Adj. Strap, 1 Sewn Strap, 2 Metal Clips & 3-Bar Slides			
Small, 45"			60157 (Non-Stretch)
Medium, 54"	F		60158 (Non-Stretch)
Large, 62"			60159 (Non-Stretch)

CUSTOM SEATING

BODY POSITIONING

WHEELCHAIR TRAYS

ASSISTIVE TECHNOLOGY

PATIENT TRANSFER

A Stretch only
2 buckles w/adjustable straps
Sleeves cover the buckles

B Stretch only
1 buckle w/adjustable strap
1 sewn strap
Sleeves cover the buckles

C Stretch or Non-Stretch
One-piece w/2 sewn straps

D Stretch or Non-Stretch
Two-piece w/2 sewn straps
Hook and loop center release
Webbing pull loop

E Non-Stretch only
Two-piece w/2 sewn straps
Hook and loop center release
Webbing pull loop
Webbing safety strap w/buckle

F Non-Stretch only
1 rear buckle w/adjustable strap
1 Sewn Strap

A chest strap is not a safety device. It is to be used only for positioning.

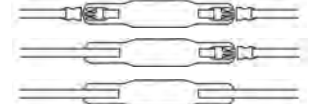


TheraSleeve It!



TheraFit Chest Strap	TheraSleeve Pattern			
Size, Pair	Plane	Animal	Drgnfly	Black
Small, Stretch or Non-Stretch	60069	60072	60075	60078
Medium, Stretch or Non-Stretch	60070	60073	60076	60079
Large, Stretch or Non-Stretch	60071	60074	60077	60080

Available for these shapes only.



Not available for Two-Piece straps.

See examples of each TheraSleeve fabric pg. 50

Chest Strap video:
tinyurl.com/ChestStrap



Attaching
Hardware
Information
on page 68



Replacement
Parts on
page 92


HIP BELTS & CHEST STRAPS

*Parts included vary depending on which belt you have.
You may not have all parts shown here.*

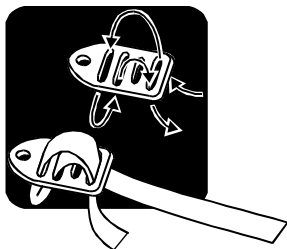
METAL ATTACHING CLIPS

Depending on width of strap, thread strap as shown.

Metal Attaching Clip & 1" Or 1.5" Strap

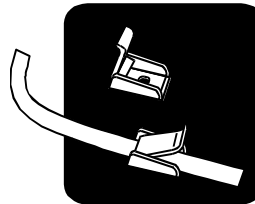


Metal Attaching Clip & 2" Strap



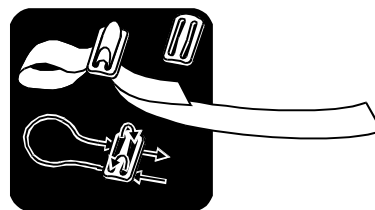
CAM LOCK BUCKLES

Thread strap through buckle and push top down to hold strap in place.

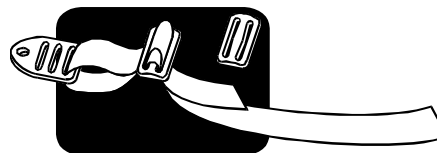


3-BAR SLIDING CLIPS

Use 3-Bar Sliding Clips to loop straps around chair frame.

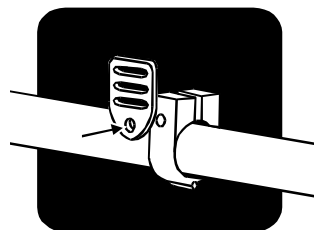


Use 3-Bar Sliding Clips with Metal Attaching Clips.






HINGED COLLARS

Attach Hinged Collars to chair frame. Attach Metal Attaching Clips or Cam Lock Buckles to Hinged Collars.




9450 W Laraway Rd • Frankfort, IL 60423
Customer 800-843-7234 • Fax 888-479-1515
www.TheraFin.com • info@TheraFin.com

Chest Strap TheraSleeves

-  Caution: Read Instructions before operating device.
-  Caution: Device should be installed by a trained wheelchair technician.
-  Caution: Device should be used for positioning only.

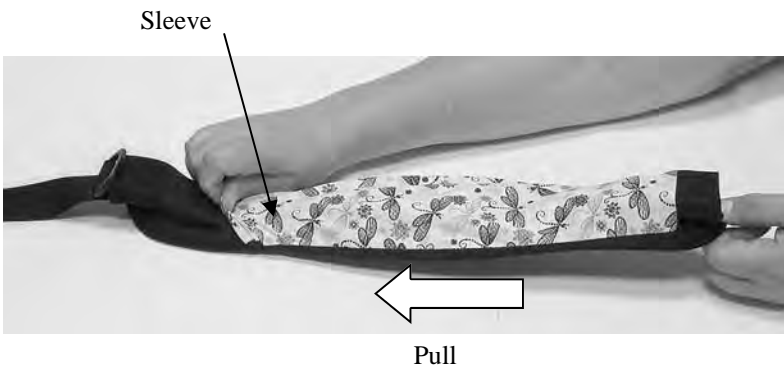
Product Identification



To Install:



Step 1:



Care and Cleaning

1. Machine wash using warm water and a mild detergent. Tumble dry low. Do not use chlorine bleaches or fabric softeners.



Warranty

Any product found to be defective due to the material or workmanship within one year will be replaced under our return policy following product evaluation by Therafin Corporation. This replacement warranty does not include misuse or neglect of the product.

Document 08674
Revision A 12-2015



 Therafin Corporation
9450 W Laraway Road
Frankfort, IL 60423 USA
800-843-7234
www.theraфин.com



EC	REP
----	-----

EMERGO EUROPE
Molenstraat 15
2513 BH, The Hague
The Netherlands